

The Biblical-Principle Approach Homeschool Experience™

The Gospel Moves Westward

EXPANDED (A)

The Biblical-Principle Approach
Learning on a Providential
History Timeline

Copying Policy

This product is unique to Principled Academy and is copyrighted. It is for your own private and personal use only. You cannot sell, rent, or distribute this product whether in digital, audio, or printed format. You cannot copy this product for any third party in any form under penalty of copyright laws. If you wish to duplicate this product, please contact Principled Academy LLC to purchase a license that permits duplication.

Principled Academy LLC, principledacademy.com, © 2022.

Learning on a Providential History Timeline

Expanded (A)

In the previous lesson, we focused on the cause and effect of the counter principles in the home and how they'll affect character.

Before you get any further in this lesson, you may want to review Module 6 and review the timeline.



For this lesson, we're going to take a look at timelines and consider how a Providential timeline is different from the average timeline.

You're likely aware that many Christian curriculum companies and Bible scholars have events from the Bible on the timelines that they create. As such, these timelines are considered to have a Biblical worldview. They not only have events that have taken place in history, but they also include Biblical worldview events such as Creation, The Fall of Man, Moses and the Law, Paul's Missionary Journeys, etc. The focus of the timeline will vary depending upon its purpose.

What Rosalie J. Slater, the co-founder of the Foundation for American Christian Education, did was come up with links that include:

- internal-to-external,
- cause-to-effect
- the events that kept the Bible at the heart of education
- helped to forward the Gospel westward
- events that interfered with the spread of the Gospel
- and our role in Christ's story to help restore the Bible to the spheres of government (the individual, family/education, church/education, and civil)

As we teach our children using a Providential timeline, we help them to see Christ's story of purpose and liberty unfold according to Webster's 1828 definition of *history*:



HIS'TORY, noun [Latin historia; Gr. knowing, learned, and to inquire, to explore, to learn by inspection or inquiry.]

1. An account of facts, particularly of facts respecting nations or states; a narration of events in the order in which they happened, with their causes and effects.

Learning on a Providential History Timeline

Expanded (A)

Excitingly, we teach with a Providential timeline in each subject. So, it brings all of the subjects to life for us and our students because we get to see God's purpose for each subject.

Part of why this is key is because subjects aren't meant to be divorced from Creator God. Additionally, subjects translate over into fields in which people work and various other spheres of life. So, our students see the relevance.

So, as we study various subjects we also help our children to see how Key Individuals, Key Events, Key Institutions, and Key Documents each had/have a role to play in the:

- spread of the Gospel
- discipleship of individuals and nations
- application of Biblical principles
- instances when Biblical principles were honored/dishonored
- instances of restoration and/or efforts toward it

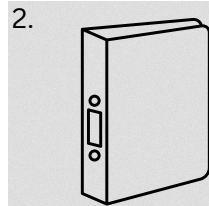
There are a variety of ways we can use a Providential timeline:



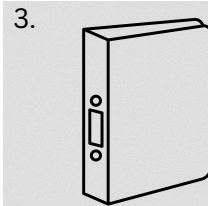
Create one to hang on your wall.

We have one hanging up in our living space to serve as a reminder of our history and mission for guests to see (conversation piece).


Externalize It



Use a whole timeline for each subject and have students add to it during the year.



Use a whole timeline and "break off" specific links per subject and have students add to it during the year.



Have students memorize the timeline over time, with the internal-to-external and cause-to-effect to help them reason what link to their studies should go on.

Internalize It

Learning on a Providential History Timeline

Expanded (A)

Assignment 1: Decide 1-4 ways that you want to use the timeline in your upcoming homeschool year. Be practical for your season of life that you're in. Write your decision below.

Assignment 2: Decide how you'll explain to your child the purpose of a Providential timeline and his or her purpose on the Restoration link.

Learning on a Providential History Timeline

Expanded (A)

Remember: The Sharpen Your Skills! assignments are meant to help you put into practice what you're learning. If it's too challenging for you now, set it aside for later after other things "click" for you. Everyone learns at their own pace. Also, you can contact me if you'd like help.

Review the Providential timeline in Module 6, Lesson 4 on page 10.

Assignment 1: What subjects/topics could you place under each link on a Providential timeline? Don't over think it. Just write down what currently comes to your mind.

1. Link Name: _____

2. Link Name: _____

3. Link Name: _____

4. Link Name: _____

Let us know in the community about your thoughts, ah-ha! moments, or what brings you clarity in this lesson.

Learning on a Providential History Timeline
Expanded (A)

5. Link Name: _____

6. Link Name: _____

7. Link Name: _____

8. Link Name: _____

Let us know in the community about your thoughts, ah-ha! moments, or what brings you clarity in this lesson.

Learning on a Providential History Timeline
Expanded (A)

9. Link Name: _____

10. Link Name: _____

11. Link Name: _____

12. Link Name: _____

Let us know in the community about your thoughts, ah-ha! moments, or what brings you clarity in this lesson.

Learning on a Providential History Timeline
Expanded (A)

13. Link Name: _____

14. Link Name: _____

15. Link Name: _____

16. Link Name: _____

Let us know in the community about your thoughts, ah-ha! moments, or what brings you clarity in this lesson.

Learning on a Providential History Timeline

Expanded (A)

In this expanded lesson, you learned or reinforced your convictions of:

- the importance of a Providential timeline
- the value of seeing the internal-to-external and cause-to-effect on a timeline
- the impact a Providential timeline can have on individuals

In this lesson, you reflect on how:

- we can see Christ's story of purpose and liberty for the individual and nations on a Providential timeline
- you can see your role and your family's role on the Restoration Link
- teaching on a Providential timeline helps you to remember your mission as you disciple your children
- learning on a Providential timeline encourages you and your children about a future with hope
- we can see the Big Picture (Sophia), the Practical Wisdom (Phronesis), and the Mechanical Wisdom (Sunesis) on Providential timeline